



## 6<sup>th</sup> form Transition work

Subject: Psychology

**Exam Board:** AQA

**Instructions for transition work:**

Please complete these introductory activities to become familiar with the skills you will need for A-Level Psychology.

Please note you can complete these activities on this document or on paper, whichever you prefer.

Bring the completed activities along to your first A-Level Psychology lesson.

**Contents:**

I. Key psychological studies – 40 credits II. Key research quiz III. Reading lists IV. Ted talks/documentaries/You Tube clips V. Research – Things to find out ready for September VI. Exam style questions

**About the Course:**

The modules we cover for Year 1 Psychology are:

**Introductory topics in Psychology – Paper 1.**

Social Influence

Attachment

Memory

**Psychology in context - Paper 2.**

Biopsychology

Approaches (integrated throughout the course)

Psychopathology

Research Methods

**The modules we cover for A Level Year 2 Psychology are:**

3 topics from the following choices – Relationships, Gender, Cognition and Development, Schizophrenia, Eating Behaviour, Stress, Aggression, Forensic Psychology and Addiction.

**The three choices will be confirmed during Year 1.**

**A Level Psychology will consist of three 2 hours examinations**

**Paper 1, 2 and 3 – 33.3% of A Level**



Transition work that must be completed prior to starting the course:

Activity 1: Obedience – Research task

Carry out research to investigate any relationship between how obedient someone is and how strict their parents/carers are.

You will need to ask each person to rate how obedient they feel they are (on a scale of 1-10, 1 being not very and 10 being very) and how strict their parents/carers are (on the same scale of 1-10).

---

---

---

---

---

---

These are quite personal questions, so each participant will have a number instead of recording their name (see the results table). You will need to gain informed consent. Write what you will say to the participant to get their consent on the lines below.

---

---

---

---

---

---



You will need to ask each participant exactly the same questions. Write your questions on the lines below (remember to tell them what the numbers on the scale mean)

---



---



---



---

**Results Table:** Record the results in the table below. For each participant record which number they give you as a rating of their obedience and their parents/carers strictness.


Participant Number	Obedience rating	Strictness rating
1		
2		
3		
4		
5		
6		
7		
8		
9		
10		



**Plotting your results:**

Using the graph paper below, plot the results on a scattergraph. For example, if Participant 1 gave a obedience rating of 7 and a strictness rating of 9, you would need to go along the x axis (obedience rating) to 7 and then up the y axis (strictness rating) to 9 and plot a point there.

Don't forget an overall title for your graph.





**Let's analyse and evaluate your findings:**

What kind of correlation have you got and how do you know this?

---

---

What conclusions can you draw from your graph? What do the points show?

---

---

---

Can you evaluate your research in any way?

---

---

---

---

---

---



## Activity 2: Conformity

❖ What is conformity?

---

---

---

❖ What are some reasons for why people conform?

---

---

---

---

---

❖ In your opinion, do you think it is possible for people to resist conformity?

---

---

---

---



**Task: Conformity in 2020.**

- ❖ Investigate reasons why people are likely to conform:
- ❖ How does Social Media influence conformity?



- Select a form of Social Media and explain how it contributes to conformity.
- E.g. Instagram
- You have also follow my Instagram page; 'psychologywithmrskaur' and check out the fun things Psychology offers!



### Activity 3: Approaches in Psychology

Using the internet research and outline in no more than 4 sentences the following approaches used in psychology:

- ❖ The behavioral approach
- ❖ The biological approach
- ❖ The cognitive approach
- ❖ Social Learning Theory
- ❖ Learning Approach

Find 2 strengths and 2 weaknesses for each of the approaches used in psychology.





### Activity 4: Nature and Nurture

- ❖ Define Nature and Nurture

---

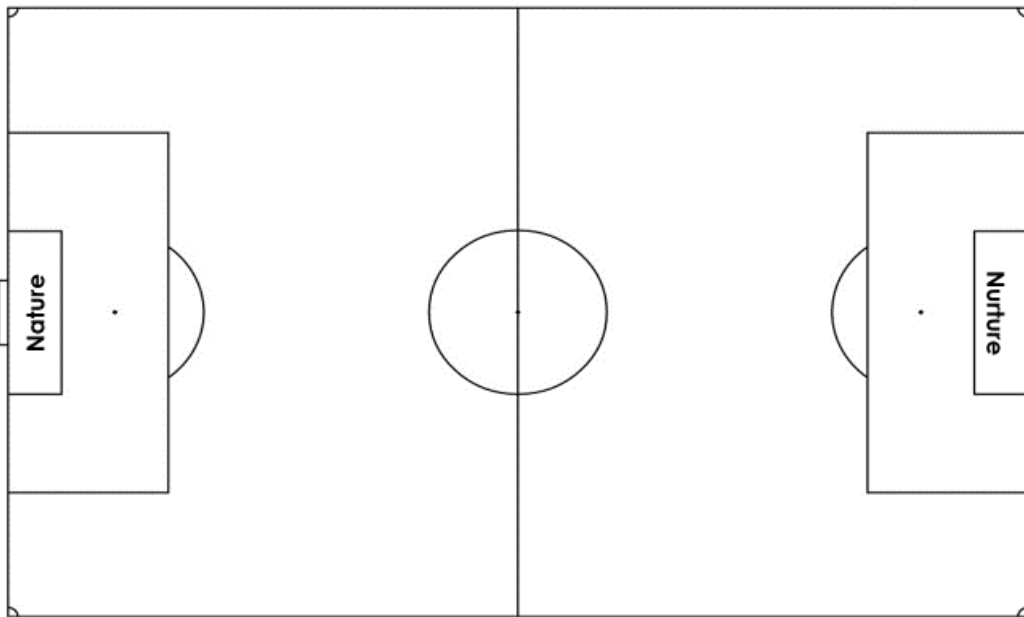
---

---

---

- ❖ Place the 5 Approaches onto the Nature vs Nurture football pitch.
- ❖ Explain reasons for where you have placed the approaches.

*The Nature versus Nurture Game*





## Reading List

The following books relate closely to the study of Psychology.

Have a read of one or two of the selection of books/articles listed below.

Summarise your findings in 50-100 words and suggest ways in which your chosen books/articles relate to the field of Psychology.

### **Books:**

- PSYCH 101 by Paul Kleinman
- PSY-Q by Ben Ambridge
- Friend Request, 2018 by Laura Marshall
- Born Evil, 2018 by Julia Derek
- Lies, 2017 by T.M. Logan
- Reaching Down the Rabbit Hole, 2016 by Allan Ropper and Brian David Burrell
- Good Me Bad Me, 2017 by Ali Land
- Selfie: How the West Became Self-Obsessed, 2018 by Will Storr
- The Lucifer Effect: How Good People Turn Evil, 2008 by Philip Zimbardo
- How to Survive the End of the World, 2018 by Aaron Gillies

### **Articles:**

- <https://www.psychologytoday.com/gb/blog/finding-new-home/201806/why-dosome-songs-become-popular>
- <https://www.psychologytoday.com/gb/blog/finding-newhome/201805/narcissistic-eyebrows>
- <https://www.psychologytoday.com/gb/blog/talking-apes/201805/are-youmorning-lark-or-night-owl>
- <https://www.psychologytoday.com/gb/blog/modern-mentality/201806/sadnessdoes-not-discriminate-reflecting-kate-spade>
- <https://www.psychologytoday.com/gb/blog/when-your-adult-child-breaks-yourheart/201805/are-children-overprescribed-psychiatric>
- <https://www.psychologytoday.com/gb/blog/finding-new-home/201805/newresearch-does-watching-tv-make-us-unhappy>



### **Ted Talks/Documentaries/You Tube Clips**

Watch at least five of the video clips below and summarise the findings of each in 50-100 words.



- 1) <https://www.youtube.com/watch?v=O3cOvLrixhY> – Trial of O.J. Simpson – BBC documentary. The collection of forensic evidence and investigation, including court cases.
- 2) [https://www.ted.com/talks/petter\\_johansson\\_do\\_you\\_really\\_know\\_why\\_you\\_do\\_what\\_you\\_do](https://www.ted.com/talks/petter_johansson_do_you_really_know_why_you_do_what_you_do)
- 3) [https://www.ted.com/talks/laurel\\_braitman\\_depressed\\_dogs\\_cats\\_with OCD\\_what\\_animal\\_madness\\_means\\_for\\_us\\_humans](https://www.ted.com/talks/laurel_braitman_depressed_dogs_cats_with OCD_what_animal_madness_means_for_us_humans)
- 4) [https://www.ted.com/talks/elizabeth\\_loftus\\_the\\_fiction\\_of\\_memory](https://www.ted.com/talks/elizabeth_loftus_the_fiction_of_memory)
- 5) [https://www.ted.com/talks/scott\\_fraser\\_the\\_problem\\_with\\_eyewitness\\_testimony](https://www.ted.com/talks/scott_fraser_the_problem_with_eyewitness_testimony)
- 6) [https://www.ted.com/talks/steven\\_pinker\\_chalks\\_it\\_up\\_to\\_the\\_blank\\_slate](https://www.ted.com/talks/steven_pinker_chalks_it_up_to_the_blank_slate)
- 7) [https://www.ted.com/talks/philip\\_zimbardo\\_on\\_the\\_psychology\\_of\\_evil](https://www.ted.com/talks/philip_zimbardo_on_the_psychology_of_evil)
- 8) [https://www.ted.com/talks/ben\\_ambridge\\_10\\_myths\\_about\\_psychology\\_debunked](https://www.ted.com/talks/ben_ambridge_10_myths_about_psychology_debunked)
- 9) [https://www.youtube.com/watch?v=yT\\_F0dMZRU](https://www.youtube.com/watch?v=yT_F0dMZRU) (Part 1)  
<https://www.youtube.com/watch?v=B3rHTm1YLxA> (part 2) – Stephen Fry - The Secret Life Of The Manic Depressive. BBC
- 10) <https://www.youtube.com/watch?v=jhLuEKZj1oo>– The Fritzl affair. Real crime documentary.
- 11) <https://www.youtube.com/watch?v=nJm7AhdGbDk> – Freud documentary (short)
- 12) <https://www.youtube.com/watch?v=5XFjLdNO4FU>– The Nurture room – Child Psychology
- 13) <https://www.youtube.com/watch?v=OON81IJ9yos>– Charles Whitman documentary
- 14) <https://www.youtube.com/watch?v=L-DgV2vixSo>– Motivation and rewards in learning (Rats)




### Recommended Textbooks:

AQA Psychology for A-Level Year 1 – Illuminate Publishing – Flanagan, Berry, Jarvis and Liddle.

Revision guide also available.



AQA Psychology for A-Level Year 2 & A2 – Illuminate Publishing – Flanagan, Berry, Jarvis and Liddle.



### **Useful Websites:**

[www.tutor2u.net](http://www.tutor2u.net) – **Tutor2u** is an essential Psychology resource for all students. It contains an excellent Blog with relevant news stories, exam advice and analysis of topical events. It also has various quizzes, revision notes and Power Points for free.

[www.s-cool.co.uk/a-level/psychology](http://www.s-cool.co.uk/a-level/psychology)

[www.loopa.co.uk](http://www.loopa.co.uk)

[www.thestudentroom.co.uk](http://www.thestudentroom.co.uk)

[www.examtutor.com/psychology](http://www.examtutor.com/psychology)

<https://www.simplypsychology.org/>



### **5 Things to Find out Ready for September**

- 1) Make sure you know which exam board you will be taught in September.
- 2) Download and print off the specification for the exam board.  
Add it to a folder that you will be using to store your notes from the course.  
Read the specification, highlight it (especially details of the exams - content and length etc.) and if you have any questions about the course make a note and ask your teacher on day one. In your second year you will learn 'option' topics. Your college or school will have decided which of these options you will learn about. Find out which options you will cover and read the specification requirements on those topics – ignore the options that you will not be learning about.
- 3) Look on the exam board's website for past papers and mark schemes. Get familiar with the exam papers and the types of questions you are likely to be asked. Look at the mark schemes, especially the 'generic' mark schemes, for longer questions. These 'generic' mark schemes can be found in the appendices or appear like a large table in the mark scheme booklet. This means that for longer questions, 16 marks for AQA, you will be marked in a similar way for skill, organisation and Assessment Objectives. The content will obviously be dependent upon the exam question given.
- 4) Download the command words from your exam board website. What does the word 'discuss' mean (for example)? This will give you an insight into how you need to structure your answers and the type of language you need to use. Some suggested links are provided below: AQA - <http://www.aqa.org.uk/resources/psychology/as-and-a-level/psychology/teach/command-words>
- 5) Download the key terms provided by your exam board